



Different versions to suit every room

6-8 m ²	STYLO 500 Ideal for rooms and bathrooms up to 6-8 m ² Power 230 V/50 Hz: 500 W Intelligent electronic control system Programmable using remote control Dimensions in cm: 47 x 41 x 7,5	17-20 m ²	STYLO 1500 Ideal for rooms up to 17-20 m ² Power 230 V/50 Hz: 1500 W Intelligent electronic control system Programmable using remote control Dimensions in cm: 96 x 41 x 7,5
12-15 m ²	STYLO 1000 Ideal for rooms up to 12-15 m ² Power 230 V/50 Hz: 1000 W Intelligent electronic control system Programmable using remote control Dimensions in cm: 71 x 41 x 7,5	21-25 m ²	STYLO 2000 Ideal for rooms up to 21-25 m ² Power 230 V/50 Hz: 2000 W Intelligent electronic control system Programmable using remote control Dimensions in cm: 116 x 41 x 7,5

Please note: The performance indicated was calculated on the basis of a floor to ceiling height of 2,5 to 3 metres. It may vary, depending on the climate in the geographical area in which it is installed and the degree of thermal insulation of the home.

Model	STYLO 500	STYLO 1000	STYLO 1500	STYLO 2000
Colour	White	White	White	White
Ean code	8019250990506	8019250991008	8019250991503	8019250992005
Size in cm.	47 x 41 x 7,5	71 x 41 x 7,5	96 x 41 x 7,5	116 x 41 x 7,5
Power input at 230V	500 W	1000 W	1500 W	2000 W
Electronic thermostat	•	•	•	•
Programming box	optional	optional	optional	optional
Infrared remote control unit	optional	optional	optional	optional
Pack size in cm.	51 x 47 x 13,5	74 x 47 x 13,5	99 x 47 x 13,5	119 x 47 x 13,5
Net weight (Kg)	3,90	5,65	7,15	8,60
Gross weight	4,40	6,30	8,00	9,50
Quantity per pallet	56	41	28	26


DISTRIBUTED BY



Distributor: **CALOR SRL**
Str. Progresului nr. 30-40, sector 5, Bucuresti
tel: 021.411.44.44, fax: 021.411.36.14
www.calorserv.ro - www.calor.ro




STYLO
EN 112010
EU



Minimalist design
Natural convection technology
for an effective and swift comfort
Easy and quick to install



NATURAL CONVECTION TECHNOLOGY
IN A MINIMALIST DESIGN




AN ECONOMICAL AND EFFECTIVE TECHNOLOGY WITH A MINIMALIST DESIGN

The brand-new STYLO panel heaters range is the easiest solution to ensure the right comfort, adorning at the same time your home with their modern design.
The inner heating aluminium core provides all the necessary heat to reach the desired ambient temperature as quick as possible, and thanks to its electronic thermostat control, STYLO will be able to keep a cosy level of comfort with absolute precision.

Light and easy to install thanks to the wall mounting kit supplied with each product. Less than 15 minutes and you will start enjoying the snug and cosy feeling offered by STYLO panel heaters.

STYLO installation does not require any costly labour or electric connection.



A Aluminium heating core
B Warm air delivery



PROGRAMMING FOR MAXIMUM ENERGY SAVING

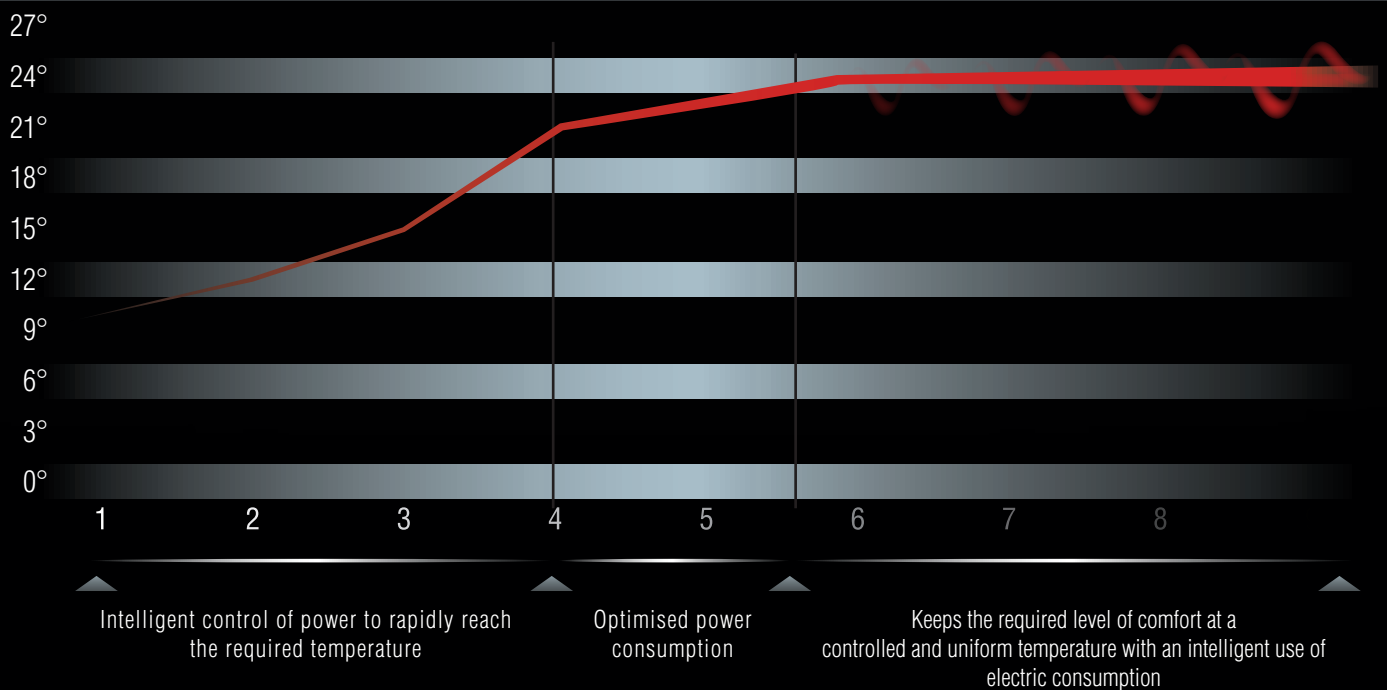
STYLO convectors can be programmed to automatically adapt the temperature in each room to suit the lifestyles of the people that use it, every hour of the day, 7 days a week.

The (optional) ZEFIRO programmer makes it possible to programme each STYLO unit installed in your home: A SINGLE remote control to programme each individual radiator. Programming how your system operates is ESSENTIAL to achieve a real saving on your electricity bill.

STYLO

The new STYLO range is available in four different versions to fit the needs of any domestic environment: 500W - 1000W - 1500W - 2000W.
Every product includes an electronic integrated ambient thermostat, with the possibility to install an optional programming module that allows you to program each single convector on hourly, daily and weekly basis.

HOW STYLO WORKS EXACTLY?



N.B.: This graph is purely for the sake of example and does not necessarily correspond to a real profile, the characteristics of which can depend on various factors: external heat dispersion, size of the room, level of insulation.



A Electronic control system available on each version of STYLO
B Optional weekly programming module (to use with the ZEFIRO remote control)

OPERATING MODES

- 1 On/Off SWITCH
- 2 Electronic ambient thermostat with Frost-free setting (7° C)
- 3 LED signal
- 4 MODE selection slider:
 - MANUAL
 - PROGRAM

HOW DOES STYLO WORK?

Every version of the brand-new STYLO panel heater range includes an electronic control system for a thorough comfort setting in each single room.
You'll also have the possibility to program each single STYLO, on daily and weekly basis, through the programming module (optional) and the ZEFIRO remote control unit (optional) compatible also with DUAL-THERM radiators PLANO and DEKO range by Radialight.



	A	B	C	D
STYLO 500	47	41	7,5	4
STYLO 1000	71	41	7,5	4
STYLO 1500	96	41	7,5	4
STYLO 2000	116	41	7,5	4