


# BOX BD 28/28 M4 3/4

## Series general data BOX BD



### MANUFACTURING FEATURES:

- Impellers made of polyamide reinforced with fiberglass up to size 33/33 (12/12). The rest models is galvanized steel sheet.
- BD range fans fitted in soundproof cabinets through insulated panels with Flexi roll Pol Na 30 Anthracite grey M1 fire resistance.
- Fan fitted over antivibration mountings.
- Interchangeable panels giving the possibility to different fan positions.
- Connection gland included.
- Equipped with inlet deflector wing, minimizing the turbulence and optimizing the efficiency.
- Closed motors SPECIALLY DESIGNED. Extruded aluminium motor housing. Totally enclosed wiring box IP-65. IP-54 motor protection and rated class F insulation. Standard voltages 230V 50 Hz for single phase and 230/400V 50Hz.

### APPLICATIONS:


Designed for inline installation, indoor or outdoor assembly, they are suitable for:

- Air renewal in buildings and industries.
- Industrial and professional kitchen hoods.
- Maximum working temperature: 50°C.

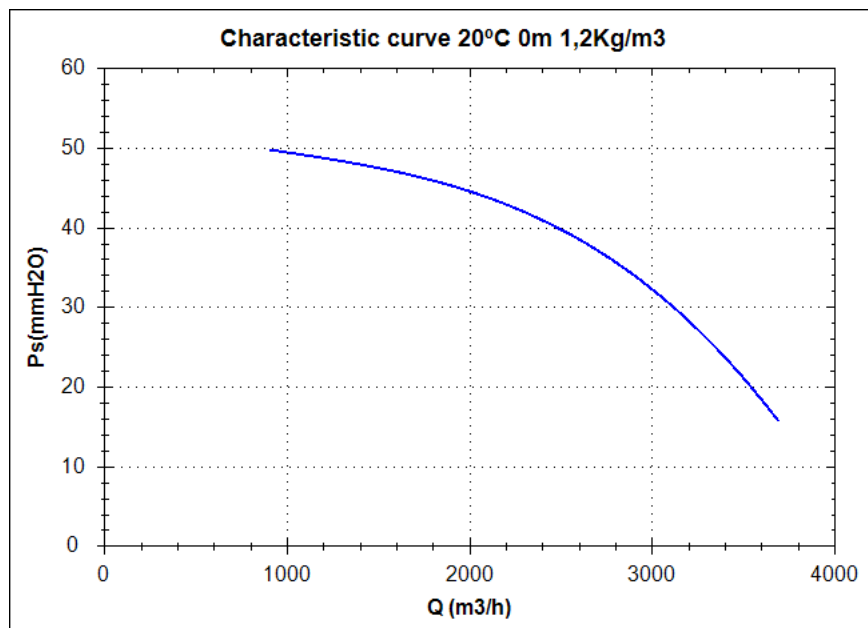
### UNDER REQUEST:

- 3 speed fans.
- 60Hz fans.
- Vertical discharge, circular inlet and outlet, blind cover.
- LGO position.

## Series accessories BOX BD



## Characteristic curve



### Design point

Q (m3/h)	
Ps(mmH2O)	

### Service point

Impeller rpm	
Max. temp.(°C)	
Q (m3/h)	
Ps(mmH2O)	
Pd(mmH2O)	
Pt(mmH2O)	
Air speed(m/s)	

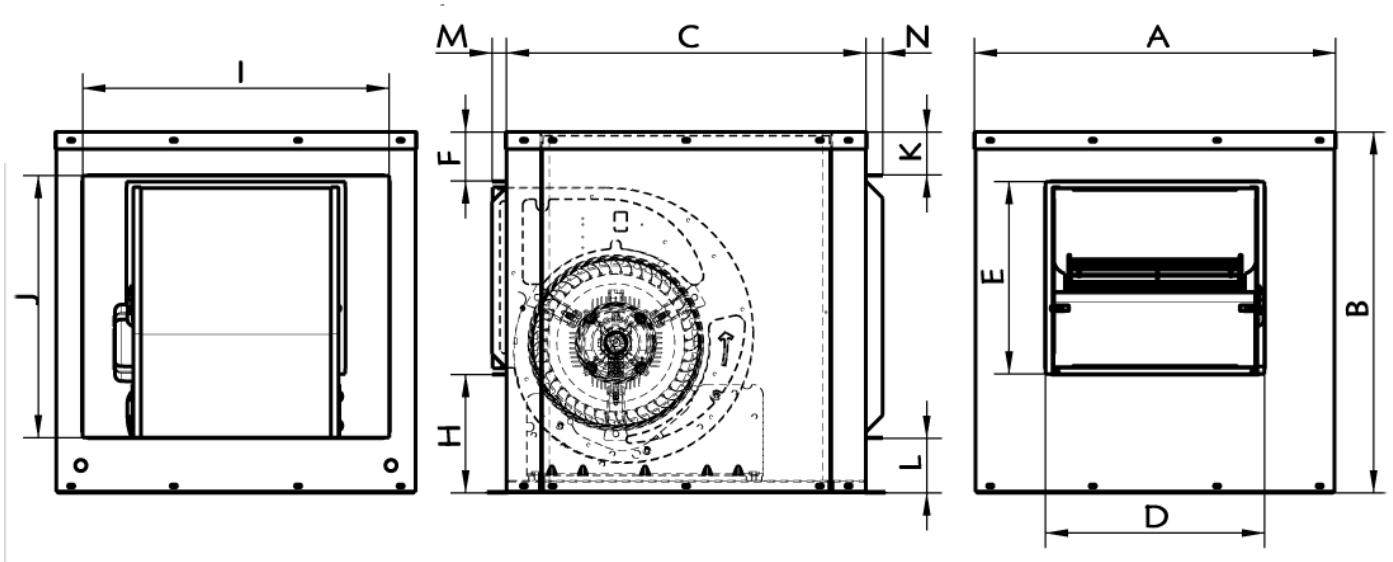
## Technical data

Impeller rpm	1350
Motor rpm	1350
Approx. weight(kg)	34
Maximum flow rate(m3/h)	3690

Power(kW)	0,55
Imax 230V(A)	4,86
Imax 400V(A)	-
Imax 690V(A)	-

# BOX BD 28/28 M4 3/4

## dimensions diagram



### Dimensions (mm)

A=580	B=580	C=580	D=352	E=309	F=79	H=190	I=489	J=421	K=69	L=88	M=23
N=27											

## Wiring diagram

