

VENTS PF Series



Axial fans for exhaust ventilation with the capacity up to 342 m³/h.

Applications

- Continuous or periodic exhaust ventilation of bathroom, showers, kitchens and other utility spaces.
- Ventilation shaft mounting or duct connection.
- Low to medium air flow motion for short distances at low air resistance.
- Compatible with 100, 125 and 150 mm air ducts.

Design

- Modern design and aesthetic look.
- The casing and the impeller are made of high-quality durable ABS plastic, UV resistant.
- The intellectual impeller design makes the fan efficiency high and the service life long.
- Insect screen.
- Protection rating IP 34.

Motor

- Reliable and low-watt electric motor.
- Designed for continuous operation and requires no maintenance.
- Equipped with overheating protection.

Modifications and Options



PF L – the motor is equipped with ball bearings for long service life (appr. 40 thousand hours) and fan mounting at any angle. The bearings are maintenance-free and contain enough grease for the entire operating period.



PF turbo – high-powered motor.



PF press – 5-blade low-noise impeller with improved aerodynamics for higher fan capacity.



PF 12 – equipped with a reliable low-voltage motor, 12 V.

Control

Manual:

- The fan is controlled by a room light switch. It is not included in the delivery package.
- Speed control is possible through a thyristor speed controller (see Electrical Accessories). Several fans may be connected to the same regulator unit.

Automatic:

- By the electronic control unit **BU-1-60** (see Electrical Accessories). The control unit is supplied separately.

Mounting features

- The fan is mounted directly into the ventilation shaft.
- Flexible duct application is recommended in case of remote location of the ventilation shaft. The air duct is connected to the fan exhaust flange through a clamp.
- Fixed to wall by self-tapping screws.
- Suitable for ceiling mounting.

Accessories



Air ducts

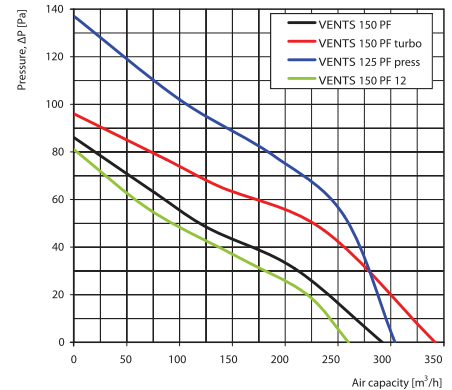
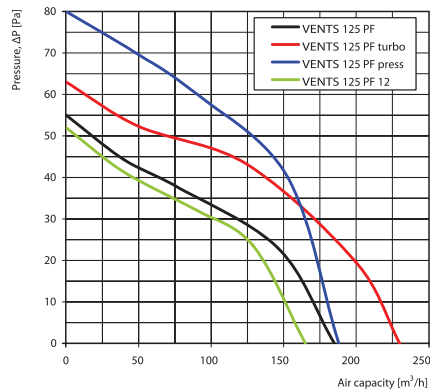
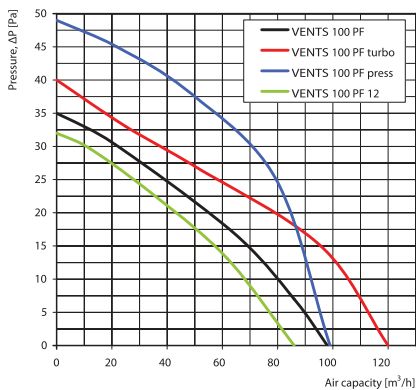
Grilles and hoods

Backdraft damper

Speed controllers

Clamps

Aerodynamic characteristics



Technical data

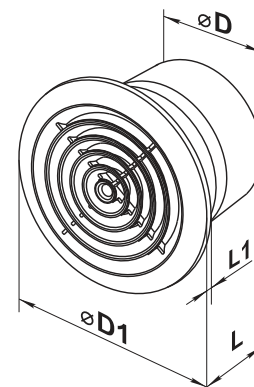
Model	Voltage [V] at 50 Hz	Power Consumption [W]	Current [A]	r.p.m.	Maximum air capacity [m³/h]	Sound Pressure Level at 3m [dB(A)]	Weight [kg]
VENTS 100 PF	220-240	14	0,085	2300	98	34	0,47
VENTS 125 PF	220-240	16	0,1	2400	185	35	0,58
VENTS 150 PF	220-240	24	0,13	2400	292	38	0,90
VENTS 100 PF turbo	220-240	16	0,1	2300	120	40	0,52
VENTS 125 PF turbo	220-240	24	0,1	2400	230	42	0,60
VENTS 150 PF turbo	220-240	30	0,13	2400	342	42	1,02
VENTS 100 PF press	220-240	16	0,1	2300	99	38	0,47
VENTS 125 PF press	220-240	24	0,105	2400	188	39	0,58
VENTS 150 PF press	220-240	30	0,13	2400	304	40	0,90
VENTS 100 PF 12	12	14	1,5	2200	86	33	0,46
VENTS 125 PF 12	12	16	1,7	2300	165	34	0,56
VENTS 150 PF 12	12	24	2	2300	260	37	0,74

Mounting examples



Overall dimensions

Model	Dimensions [mm]			
	∅ D	∅ D1	L	L1
VENTS 100 PF	100	141	104	13
VENTS 125 PF	125	166	110	15
VENTS 150 PF	150	188	125	15



Certificates



CALOR SRL

Str. Progresului nr. 30-40, sector 5, Bucuresti
 tel: 021.411.44.44, fax: 021.411.36.14
www.calorserv.ro - www.calor.ro