CADB and CADT-D / DI / DC Series

ENERGY EFFICIENT VENTILATION SYSTEM

0 036682 603079

APPLICATIONS

Stores | Offices | Hotels | Smokers' lounges

The CADB, CADT heat recovery range consists of:
- Self-supporting casing with extruded aluminium profile structure and beige plastic coated galvanised steel panels internally lined with 10mm thermo-acoustic insulation (M1). Panels easily removable with quarter-turn screws.
- Cross-flow aluminium heat exchanger with a maximum efficiency of 60%.The perfect seal prevents leakage between the two airflows and passage of pollutants, bacteria and smells.
- Double inlet direct-drive forward curved centrifugal fans.
- Two G4 grade filters mounted on slides and fitted with pressure socket (clogging filter control). Accessible through the bottom panel in the horizontal construction.
- Inlet and discharge circular duct connection flanges with integrated rubber air seal.
- Condensation drain pipe (Ø11-8 mm).
- IP55 terminal box located on the outside of the heat recovery casing for easy wiring access.

Motors

CADB 05 and 08: 4 speed single phase 230V-50Hz motor, IP20, class F insulation (05) class B insulation (08).
CADB 18 and 30: 3 speed single phase 230V-50Hz motor, IP20, class B insulation.
CADT 45: 1 speed three phase 400V-50Hz motor, IP55, class F insulation.
CADT 56: 1 speed three phase 400V-50Hz motor, IP20, class B insulation.

Construction

HORIZONTAL CONSTRUCTION (H MODELS):
- Factory supplied in AH configuration.
- Other configurations carried out on site thanks to the easily removable and interchangeable panels.
- False ceiling applications with access to heat exchanger, filters and pressure sockets through the bottom panel (on request access through the top panel).
- Supplied with 4 hanging supports.

VERTICAL CONSTRUCTION (V MODELS):
- Factory supplied in AV configuration.
- Other configurations carried out on site thanks to the easily removable and interchangeable panels.
- Access to heat exchanger, filters and pressure sockets through the lateral panel.
- Supplied with 4 support feet.

VERSIONS:
CADB-D and CADT-D Series
Standard version.
CADB-DI and CADT-DI Series
Models fitted with integrated electric heater. The electric heater can be supplied in single phase or three phase (see characteristics chart).
CADB-DC and CADT-DC Series
Models fitted with integrated water coil.
OTHER VERSIONS
- Version with external motorized by-pass to reduce temperature exchange during the summer time (BP version only for 05, 08, 18 and 30 models). Integrated by-pass on the standard CADT-D 45 and 56 models.
- Version with double skin panels (DP version).

Structural Advantages

Vertical construction

Specific models for vertical installation

Low noise level

Internally lined with **10 mm M1 fire resistant acoustic insulation**

Secure installation

Integrated hanging supports to install the heat recovery unit

Version with bypass

Motorized bypass to reduce the heat exchange on summer. Integrated by-pass on the standard CADT-D 45 and 56 models

High efficiency filters

Two G4 grade filters, **86% efficiency, M3 fire resistant**

Airtight connectors

Inlet and discharge circular duct connection flanges with integrated rubber air seal

Robust construction

High quality finishing with **aluminium profile structure**, providing a robust assembly

Condensation drain



Drain pipe to evacuate water from condensation

Pressure sockets

Pressure sockets before for clogging filter control

External weatherproof terminal box

IP55 terminal box located on the outside of the heat recovery casing for easy wiring access

Configuration easy to modify

Fans, inlet and discharge connection flanges positions **fully adaptable on site by the installer**

Easy maintenance



CADB- 05 / 08 / 18 / 30: Removable covers for quick access to the filters and heat exchanger bloc to facilitate cleaning and maintenance



CADT- 45 and CADT-56: Removable covers for quick access to the filters and heat exchanger bloc to facilitate cleaning and maintenance. Filters are drawn by the top

Reference

C	A	D	B	-	D	I	3	0	A	H	T	R	I	D	P	B	P
1					2		3		4	5	6			7		8	

1 - CADB: Series

2 - D: Standard range.

DI: Range with resistance incorporated.

DC: Range with water battery incorporated.

3 - Size

4 - A,D,E,G: Type of configuration.

5 - H: Horizontal unit.

V: Upright unit.

6 - MONO: Monophase support resistance.

TRI: Three phase support resistance.

7 - DP: Range with double wall insulation.

8 - BP: Version with Bypass incorporated.

Efficiency heat exchangers*

Models	CADB 05	CADB 08	CADB 18	CADB 30	CADT 45	CADT 56*
Efficiency %	50,7	53,9	51,6	52,5	54	52,5
Thermal power restored kW/h	2,2	3,7	8,4	13,4	20,3	24,6
Renewed air temperature ºC	7,7	8,5	7,9	8,1	8,5	8,1

* Values in the following conditions: Outside temperature: -5º; Ambient temperature: 20º; H.R. Inside: 50%; Airflow: nominal.

Technical Characteristics (summary charts) Standard models

Models without heater

Model	Fan Type	Speed (r.p.m.)	Number of speeds	Motor power (kW)	Maximum current absorbed (A) at 230 V	Maximum volume (m^3/h)	IP Protection	Efficiency ** %	Weight * (kg)
CADB-D 05	133/126	3000	4	2 x 0,150	2 x 0,66	450	20	50,7	25
CADB-D 08	146/180	3000	4	2 x 0,355	2 x 1,55	900	20	53,9	39
CADB-D 18	9/7	1500	3	2 x 0,373	2 x 3,9	1900	20	51,6	85
CADB-D 30	10/8	1500	3	2 x 0,550	2 x 4	3100	20	52,5	108
CADT-D 45	10/10	1500	1	2 x 0,750	2 x 3,1	4500	55	54	160
CADT-D 56	12/9	1500	1	2 x 1,500	2 x 5,2	5600	20	52,5	175
CADB-D 05 DP	133/126	3000	4	2 x 0,150	2 x 0,66	450	20	50,7	33
CADB-D 08 DP	146/180	3000	4	2 x 0,355	2 x 1,55	900	20	53,9	52
CADB-D 18 DP	9/7	1500	3	2 x 0,373	2 x 3,9	1900	20	51,6	109
CADB-D 30 DP	10/8	1500	3	2 x 0,550	2 x 4	3100	20	52,5	134
CADT-D 45 DP	10/10	1500	1	2 x 0,750	2 x 3,1	4500	55	54	220
CADT-D 56 DP	12/9	1500	1	2 x 1,500	2 x 5,2	5600	20	52,5	235

* Models with Bypass (BP) weigh approximately 5 kg more.

** Values referring to the following conditions: Text air = -5ºC / Text exhaust air = 20ºC / RH% exhaust air = 5

Models with integrated electrical heater

Model	Fan Type	Speed (r.p.m.)	Number of speeds	Motor power (kW)	Maximum current abs. (A)	Max. volume (m^3/h)	IP Protection	Efficiency ** %	Resistance power (kW)	Resistance voltage (V)	Resistance current (A)	Total maximum current (A)	Weight * (kg)
CADB-DI 05 MONO	133/126	3000	4	2 x 0,150	2 x 0,66	450	20	50,7	2	230	8,5	9,82	32
CADB-DI 08 MONO	146/180	3000	4	2 x 0,355	2 x 1,55	900	20	53,9	4	230	17,5	20,80	46
CADB-DI 18 MONO	9/7	1500	3	2 x 0,373	2 x 3,9	1900	20	51,6	6	230	26	35,36	97
CADB-DI 30 TRI	10/8	1500	3	2 x 0,550	2 x 4	3100	20	52,5	8	350	12,17	24,77	108
CADT-DI 45 TRI	10/10	1500	1	2 x 0,750	2 x 3,1	4500	55	54	12	380	31,6	37,80	188
CADT-DI 56 TRI	12/9	1500	1	2 x 1,500	2 x 5,2	5600	20	52,5	12	380	31,6	42,00	208
CADB-DI 05 DP MONO	133/126	3000	4	2 x 0,150	2 x 0,66	450	20	50,7	2	230	8,5	9,82	41
CADB-DI 08 DP MONO	146/180	3000	4	2 x 0,355	2 x 1,55	900	20	53,9	4	230	17,5	20,80	61
CADB-DI 18 DP MONO	9/7	1500	3	2 x 0,373	2 x 3,9	1900	20	51,6	6	230	26	35,36	126
CADB-DI 30 DP TRI	10/8	1500	3	2 x 0,550	2 x 4	3100	20	52,5	8	350	12,17	24,77	151
CADT-DI 45 DP TRI	10/10	1500	1	2 x 0,750	2 x 3,1	4500	55	54	12	380	31,6	37,80	268
CADT-DI 56 DP TRI	12/9	1500	1	2 x 1,500	2 x 5,2	5600	20	52,5	12	380	31,6	42,00	288

* Models with Bypass (BP) weigh approximately 5 kg more.

** Values referring to the following conditions: Text air = -5ºC / Text exhaust air = 20ºC / RH% exhaust air = 5

Models with integrated water coil (water 80/70ºC)

Model	Fan Type	Speed (r.p.m.)	Number of speeds	Motor power (kW)	Maximum current abs. (A)	Maximum volume (m^3/h)	IP Protection	Efficiency ** %	Thermal Performance *** (kW)	Weight * (kg)
CADB-DC 05	133/126	3000	4	2 x 0,150	2 x 0,66	450	20	50,7	2,62	34
CADB-DC 08	146/180	3000	4	2 x 0,355	2 x 1,55	900	20	53,9	3,67	48
CADB-DC 18	9/7	1500	3	2 x 0,373	2 x 3,9	1900	20	51,6	10,67	102
CADB-DC 30	10/8	1500	3	2 x 0,550	2 x 4	3100	20	52,5	14,29	116
CADT-DC 45	10/10	1500	1	2 x 750	2 x 3,1	4500	55	54	30	195
CADT-DC 56	12/9	1500	1	2 x 1500	2 x 5,2	5600	20	52,5	34,5	215
CADB-DC 05 DP	133/126	3000	4	2 x 0,150	2 x 0,66	450	20	50,7	2,62	43
CADB-DC 08 DP	146/180	3000	4	2 x 0,355	2 x 1,55	900	20	53,9	3,67	63
CADB-DC 18 DP	9/7	1500	3	2 x 0,373	2 x 3,9	1900	20	51,6	10,67	129
CADB-DC 30 DP	10/8	1500	3	2 x 0,550	2 x 4	3100	20	52,5	14,29	156
CADT-DC 45 DP	10/10	1500	1	2 x 750	2 x 3,1	4500	55	54	30	275
CADT-DC 56 DP	12/9	1500	1	2 x 1500	2 x 5,2	5600	20	52,5	34,5	295

* Models with Bypass (BP) weigh approximately 5 kg more.

** Values referring to the following conditions: Text air = -5ºC / Text exhaust air = 20ºC / RH% exhaust air = 5

*** Values referring to the following conditions: water 80/ 70ºC, intake air temperature 8ºC nominal airflow.

Thermal efficiency recovery

Model	Air volume	Ambient air		Outdoor air		Air treaty	Efficiency	Power
	m³/h*	ºC	H.R. %	ºC	U.R. %	ºC	%	kW
CADB-D 05	500	20	50	-10	80	5,6	52,2	2,7
				-5	80	7,7	50,7	2,2
				0	70	9,4	46,9	1,6
				5	60	11,7	44,9	1,2
			60	-10	80	7	56,7	2,9
				-5	80	8,6	54,4	2,3
				0	70	10,5	52,5	1,8
				5	60	12,1	47,4	1,2
CADB-D 08	800	20	50	-10	80	6,6	55,4	4,5
				-5	80	8,5	53,9	3,7
				0	70	10	49,8	2,7
				5	60	12,1	47,4	1,9
			60	-10	80	8	60,1	4,9
				-5	80	9,5	57,9	4
				0	70	11,2	55,8	3,1
				5	60	12,5	50,3	2,1
CADB-D 18	1.900	20	50	-10	80	5,9	53,1	10,3
				-5	80	7,9	51,6	8,4
				0	70	9,5	47,7	6,2
				5	60	11,8	45,6	4,4
			60	-10	80	7,3	57,7	11,2
				-5	80	8,8	55,4	9
				0	70	10,7	53,4	6,9
				5	60	12,2	48,2	4,7
CADB-D 30	3.000	20	50	-10	80	6,2	54	16,6
				-5	80	8,1	52,5	13,4
				0	70	9,7	48,5	9,9
				5	60	11,9	46,3	7,1
			60	-10	80	7,6	58,7	18
				-5	80	9,1	56,4	14,5
				0	70	10,9	54,4	11,2
				5	60	12,4	49,1	7,5
CADT-D 45	4.500	20	50	-10	80	6,6	55,2	25
				-5	80	8,5	54	20,3
				0	70	10,1	50,2	15,2
				5	60	12,1	47,6	10,7
			60	-10	80	8,1	60,3	27,3
				-5	80	9,8	59,3	22,3
				0	70	11,3	56,3	17
				5	60	12,8	51,7	11,7
CADT-D 56	5.600	20	50	-10	80	6,3	54,5	31,7
				-5	80	8,1	52,3	25,4
				0	70	9,8	48,8	18,9
				5	60	11,9	46,1	13,4
			60	-10	80	7,5	58,5	34,1
				-5	80	9,4	57,5	27,9
				0	70	10,9	54,5	21,2
				5	60	12,5	50	14,6

Complete chart for standard versions

CADB-D

Range 05	Range 08	Range 18	Range 30	Range 45	Range 56
CADB-D 05 AH	CADB-D 08 AH	CADB-D 18 AH	CADB-D 30 AH	CADT-D 45 AH	CADT-D 56 AH
CADB-D 05 AH BP	CADB-D 08 AH BP	CADB-D 18 AH BP	CADB-D 30 AH BP	CADT-D 45 AH BP	CADT-D 56 AH BP
CADB-D 05 AV	CADB-D 08 AV	CADB-D 18 AV	CADB-D 30 AV	CADT-D 45 AV	CADT-D 56 AV
CADB-D 05 AV BP	CADB-D 08 AV BP	CADB-D 18 AV BP	CADB-D 30 AV BP	CADT-D 45 AV BP	CADT-D 56 AV BP
CADB-D 05 AH DP	CADB-D 08 AH DP	CADB-D 18 AH DP	CADB-D 30 AH DP	CADT-D 45 AH DP	CADT-D 56 AH DP
CADB-D 05 AH BP DP	CADB-D 08 AH BP DP	CADB-D 18 AH BP DP	CADB-D 30 AH BP DP	CADT-D 45 AH BP DP	CADT-D 56 AH BP DP
CADB-D 05 AV DP	CADB-D 08 AV DP	CADB-D 18 AV DP	CADB-D 30 AV DP	CADT-D 45 AV DP	CADT-D 56 AV DP
CADB-D 05 AV BP DP	CADB-D 08 AV BP DP	CADB-D 18 AV BP DP	CADB-D 30 AV BP DP	CADT-D 45 AV BP DP	CADT-D 56 AV BP DP

CADB-DI

Range 05	Range 08	Range 18	Range 30	Range 45	Range 56
CADB-DI 05 AH MONO	CADB-DI 08 AH MONO	CADB-DI 18 AH MONO	CADB-DI 30 AH TRI	CADT-DI 45 AH TRI	CADT-DI 56 AH TRI
CADB-DI 05 DH MONO	CADB-DI 08 DH MONO	CADB-DI 18 DH MONO	CADB-DI 30 DH TRI	CADT-DI 45 DH TRI	CADT-DI 56 DH TRI
CADB-DI 05 EH MONO	CADB-DI 08 EH MONO	CADB-DI 18 EH MONO	CADB-DI 30 EH TRI	CADT-DI 45 EH TRI	CADT-DI 56 EH TRI
CADB-DI 05 GH MONO	CADB-DI 08 GH MONO	CADB-DI 18 GH MONO	CADB-DI 30 GH TRI	CADT-DI 45 GH TRI	CADT-DI 56 GH TRI
CADB-DI 05 AV MONO	CADB-DI 08 AV MONO	CADB-DI 18 AV MONO	CADB-DI 30 AV TRI	CADT-DI 45 AV TRI	CADT-DI 56 AV TRI
CADB-DI 05 CV MONO	CADB-DI 08 CV MONO	CADB-DI 18 CV MONO	CADB-DI 30 CV TRI	CADT-DI 45 CV TRI	CADT-DI 56 CV TRI
CADB-DI 05 EV MONO	CADB-DI 08 EV MONO	CADB-DI 18 EV MONO	CADB-DI 30 EV TRI	CADT-DI 45 EV TRI	CADT-DI 56 EV TRI
CADB-DI 05 AH MONO BP	CADB-DI 08 AH MONO BP	CADB-DI 18 AH MONO BP	CADB-DI 30 AH TRI BP	CADT-DI 45 AH TRI BP	CADT-DI 56 AH TRI BP
CADB-DI 05 DH MONO BP	CADB-DI 08 DH MONO BP	CADB-DI 18 DH MONO BP	CADB-DI 30 DH TRI BP	CADT-DI 45 DH TRI BP	CADT-DI 56 DH TRI BP
CADB-DI 05 EH MONO BP	CADB-DI 08 EH MONO BP	CADB-DI 18 EH MONO BP	CADB-DI 30 EH TRI BP	CADT-DI 45 EH TRI BP	CADT-DI 56 EH TRI BP
CADB-DI 05 GH MONO BP	CADB-DI 08 GH MONO BP	CADB-DI 18 GH MONO BP	CADB-DI 30 GH TRI BP	CADT-DI 45 GH TRI BP	CADT-DI 56 GH TRI BP
CADB-DI 05 AV MONO BP	CADB-DI 08 AV MONO BP	CADB-DI 18 AV MONO BP	CADB-DI 30 AV TRI BP	CADT-DI 45 AV TRI BP	CADT-DI 56 AV TRI BP
CADB-DI 05 CV MONO BP	CADB-DI 08 CV MONO BP	CADB-DI 18 CV MONO BP	CADB-DI 30 CV TRI BP	CADT-DI 45 CV TRI BP	CADT-DI 56 CV TRI BP
CADB-DI 05 EV MONO BP	CADB-DI 08 EV MONO BP	CADB-DI 18 EV MONO BP	CADB-DI 30 EV TRI BP	CADT-DI 45 EV TRI BP	CADT-DI 56 EV TRI BP
CADB-DI 05 AH MONO DP	CADB-DI 08 AH MONO DP	CADB-DI 18 AH MONO DP	CADB-DI 30 AH TRI DP	CADT-DI 45 AH TRI DP	CADT-DI 56 AH TRI DP
CADB-DI 05 DH MONO DP	CADB-DI 08 DH MONO DP	CADB-DI 18 DH MONO DP	CADB-DI 30 DH TRI DP	CADT-DI 45 DH TRI DP	CADT-DI 56 DH TRI DP
CADB-DI 05 EH MONO DP	CADB-DI 08 EH MONO DP	CADB-DI 18 EH MONO DP	CADB-DI 30 EH TRI DP	CADT-DI 45 EH TRI DP	CADT-DI 56 EH TRI DP
CADB-DI 05 GH MONO DP	CADB-DI 08 GH MONO DP	CADB-DI 18 GH MONO DP	CADB-DI 30 GH TRI DP	CADT-DI 45 GH TRI DP	CADT-DI 56 GH TRI DP
CADB-DI 05 AV MONO DP	CADB-DI 08 AV MONO DP	CADB-DI 18 AV MONO DP	CADB-DI 30 AV TRI DP	CADT-DI 45 AV TRI DP	CADT-DI 56 AV TRI DP
CADB-DI 05 CV MONO DP	CADB-DI 08 CV MONO DP	CADB-DI 18 CV MONO DP	CADB-DI 30 CV TRI DP	CADT-DI 45 CV TRI DP	CADT-DI 56 CV TRI DP
CADB-DI 05 EV MONO DP	CADB-DI 08 EV MONO DP	CADB-DI 18 EV MONO DP	CADB-DI 30 EV TRI DP	CADT-DI 45 EV TRI DP	CADT-DI 56 EV TRI DP
CADB-DI 05 AH MONO DP BP	CADB-DI 08 AH MONO DP BP	CADB-DI 18 AH MONO DP BP	CADB-DI 30 AH TRI DP BP	CADT-DI 45 AH TRI DP BP	CADT-DI 56 AH TRI DP BP
CADB-DI 05 DH MONO DP BP	CADB-DI 08 DH MONO DP BP	CADB-DI 18 DH MONO DP BP	CADB-DI 30 DH TRI DP BP	CADT-DI 45 DH TRI DP BP	CADT-DI 56 DH TRI DP BP
CADB-DI 05 EH MONO DP BP	CADB-DI 08 EH MONO DP BP	CADB-DI 18 EH MONO DP BP	CADB-DI 30 EH TRI DP BP	CADT-DI 45 EH TRI DP BP	CADT-DI 56 EH TRI DP BP
CADB-DI 05 GH MONO DP BP	CADB-DI 08 GH MONO DP BP	CADB-DI 18 GH MONO DP BP	CADB-DI 30 GH TRI DP BP	CADT-DI 45 GH TRI DP BP	CADT-DI 56 GH TRI DP BP
CADB-DI 05 AV MONO DP BP	CADB-DI 08 AV MONO DP BP	CADB-DI 18 AV MONO DP BP	CADB-DI 30 AV TRI DP BP	CADT-DI 45 AV TRI DP BP	CADT-DI 56 AV TRI DP BP
CADB-DI 05 CV MONO DP BP	CADB-DI 08 CV MONO DP BP	CADB-DI 18 CV MONO DP BP	CADB-DI 30 CV TRI DP BP	CADT-DI 45 CV TRI DP BP	CADT-DI 56 CV TRI DP BP
CADB-DI 05 EV MONO DP BP	CADB-DI 08 EV MONO DP BP	CADB-DI 18 EV MONO DP BP	CADB-DI 30 EV TRI DP BP	CADT-DI 45 EV TRI DP BP	CADT-DI 56 EV TRI DP BP

CADB-DC

Range 05	Range 08	Range 18	Range 30	Range 45	Range 56
CADB-DC 05 AH	CADB-DC 08 AH	CADB-DC 18 AH	CADB-DC 30 AH	CADT-DC 45 AH	CADT-DC 56 AH
CADB-DC 05 DH	CADB-DC 08 DH	CADB-DC 18 DH	CADB-DC 30 DH	CADT-DC 45 DH	CADT-DC 56 DH
CADB-DC 05 EH	CADB-DC 08 EH	CADB-DC 18 EH	CADB-DC 30 EH	CADT-DC 45 EH	CADT-DC 56 EH
CADB-DC 05 GH	CADB-DC 08 GH	CADB-DC 18 GH	CADB-DC 30 GH	CADT-DC 45 GH	CADT-DC 56 GH
CADB-DC 05 AV	CADB-DC 08 AV	CADB-DC 18 AV	CADB-DC 30 AV	CADT-DC 45 AV	CADT-DC 56 AV
CADB-DC 05 CV	CADB-DC 08 CV	CADB-DC 18 CV	CADB-DC 30 CV	CADT-DC 45 CV	CADT-DC 56 CV
CADB-DC 05 EV	CADB-DC 08 EV	CADB-DC 18 EV	CADB-DC 30 EV	CADT-DC 45 EV	CADT-DC 56 EV
CADB-DC 05 AH BP	CADB-DC 08 AH BP	CADB-DC 18 AH BP	CADB-DC 30 AH BP	CADT-DC 45 AH BP	CADT-DC 56 AH BP
CADB-DC 05 DH BP	CADB-DC 08 DH BP	CADB-DC 18 DH BP	CADB-DC 30 DH BP	CADT-DC 45 DH BP	CADT-DC 56 DH BP
CADB-DC 05 EH BP	CADB-DC 08 EH BP	CADB-DC 18 EH BP	CADB-DC 30 EH BP	CADT-DC 45 EH BP	CADT-DC 56 EH BP
CADB-DC 05 GH BP	CADB-DC 08 GH BP	CADB-DC 18 GH BP	CADB-DC 30 GH BP	CADT-DC 45 GH BP	CADT-DC 56 GH BP
CADB-DC 05 AV BP	CADB-DC 08 AV BP	CADB-DC 18 AV BP	CADB-DC 30 AV BP	CADT-DC 45 AV BP	CADT-DC 56 AV BP
CADB-DC 05 CV BP	CADB-DC 08 CV BP	CADB-DC 18 CV BP	CADB-DC 30 CV BP	CADT-DC 45 CV BP	CADT-DC 56 CV BP
CADB-DC 05 EV BP	CADB-DC 08 EV BP	CADB-DC 18 EV BP	CADB-DC 30 EV BP	CADT-DC 45 EV BP	CADT-DC 56 EV BP
CADB-DC 05 AH DP	CADB-DC 08 AH DP	CADB-DC 18 AH DP	CADB-DC 30 AH DP	CADT-DC 45 AH DP	CADT-DC 56 AH DP
CADB-DC 05 DH DP	CADB-DC 08 DH DP	CADB-DC 18 DH DP	CADB-DC 30 DH DP	CADT-DC 45 DH DP	CADT-DC 56 DH DP
CADB-DC 05 EH DP	CADB-DC 08 EH DP	CADB-DC 18 EH DP	CADB-DC 30 EH DP	CADT-DC 45 EH DP	CADT-DC 56 EH DP
CADB-DC 05 GH DP	CADB-DC 08 GH DP	CADB-DC 18 GH DP	CADB-DC 30 GH DP	CADT-DC 45 GH DP	CADT-DC 56 GH DP
CADB-DC 05 AV DP	CADB-DC 08 AV DP	CADB-DC 18 AV DP	CADB-DC 30 AV DP	CADT-DC 45 AV DP	CADT-DC 56 AV DP
CADB-DC 05 CV DP	CADB-DC 08 CV DP	CADB-DC 18 CV DP	CADB-DC 30 CV DP	CADT-DC 45 CV DP	CADT-DC 56 CV DP
CADB-DC 05 EV DP	CADB-DC 08 EV DP	CADB-DC 18 EV DP	CADB-DC 30 EV DP	CADT-DC 45 EV DP	CADT-DC 56 EV DP
CADB-DC 05 AH DP BP	CADB-DC 08 AH DP BP	CADB-DC 18 AH DP BP	CADB-DC 30 AH DP BP	CADT-DC 45 AH DP BP	CADT-DC 56 AH DP BP
CADB-DC 05 DH DP BP	CADB-DC 08 DH DP BP	CADB-DC 18 DH DP BP	CADB-DC 30 DH DP BP	CADT-DC 45 DH DP BP	CADT-DC 56 DH DP BP
CADB-DC 05 EH DP BP	CADB-DC 08 EH DP BP	CADB-DC 18 EH DP BP	CADB-DC 30 EH DP BP	CADT-DC 45 EH DP BP	CADT-DC 56 EH DP BP
CADB-DC 05 GH DP BP	CADB-DC 08 GH DP BP	CADB-DC 18 GH DP BP	CADB-DC 30 GH DP BP	CADT-DC 45 GH DP BP	CADT-DC 56 GH DP BP
CADB-DC 05 AV DP BP	CADB-DC 08 AV DP BP	CADB-DC 18 AV DP BP	CADB-DC 30 AV DP BP	CADT-DC 45 AV DP BP	CADT-DC 56 AV DP BP
CADB-DC 05 CV DP BP	CADB-DC 08 CV DP BP	CADB-DC 18 CV DP BP	CADB-DC 30 CV DP BP	CADT-DC 45 CV DP BP	CADT-DC 56 CV DP BP
CADB-DC 05 EV DP BP	CADB-DC 08 EV DP BP	CADB-DC 18 EV DP BP	CADB-DC 30 EV DP BP	CADT-DC 45 EV DP BP	CADT-DC 56 EV DP BP

CADB-D/DI/DC standard configurations

Base on these standard configurations other configurations can be quickly and simply adapted by the installer.

CADB-D

HORIZONTAL

CADB-D 05/08/18/30 AH
CADT-D 45/56 AH

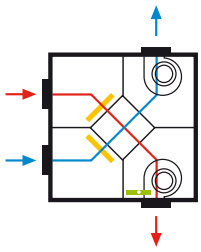

CADB-D 05/08/18/30 AH BP
CADT-D 45/56 AH BP

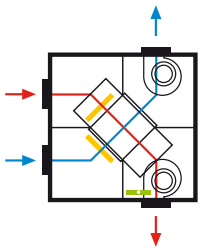

CADB-D 05/08/18/30 AH DP
CADT-D 45/56 AH DP

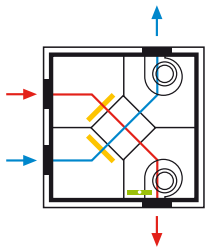

CADB-D 05/08/18/30 AH BP DP
CADT-D 45/56 AH BP DP

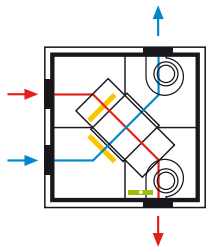

UPRIGHT

CADB-D 05/08/18/30 AV
CADT-D 45/56 AV

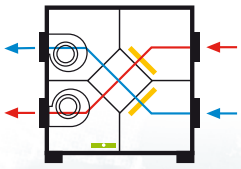

CADB-D 05/08/18/30 AV BP
CADT-D 45/56 AV BP

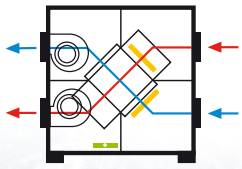

CADB-D 05/08/18/30 AV DP
CADT-D 45/56 AV DP

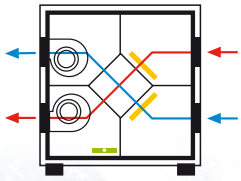

CADB-D 05/08/18/30 AV BP DP
CADT-D 45/56 AV BP DP

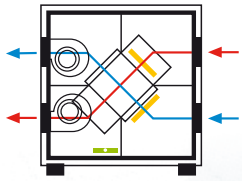

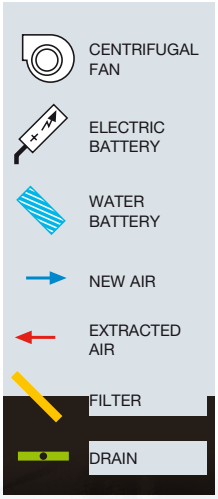

CADB-DI

HORIZONTAL

CADB-DI 05/08/18 AH MONO
CADB-DI 30 AH TRI
CADT-DI 45/56 AH TRI

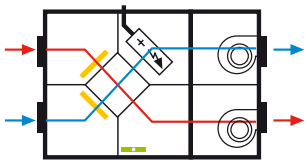

CADB-DI 05/08/18 DH MONO
CADB-DI 30 DH TRI
CADT-DI 45/56 DH TRI

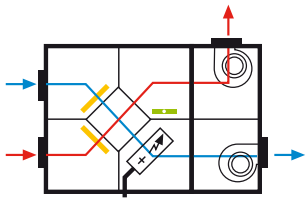

CADB-DI 05/08/18 EH MONO
CADB-DI 30 EH TRI
CADT-DI 45/56 EH TRI

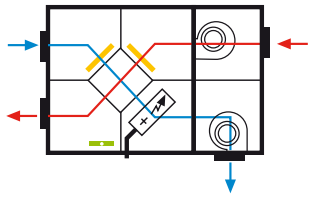

CADB-DI 05/08/18 GH MONO
CADB-DI 30 GH TRI
CADT-DI 45/56 GH TRI

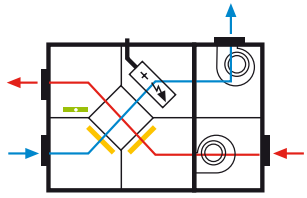

CADB-DI 05/08/18 AH MONO BP
CADB-DI 30 AH TRI BP
CADT-DI 45/56 AH TRI BP

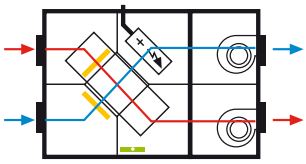

CADB-DI 05/08/18 DH MONO BP
CADB-DI 30 DH TRI BP
CADT-DI 45/56 DH TRI BP

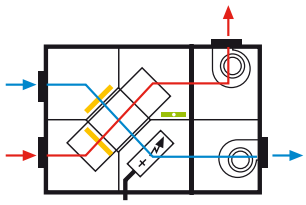

CADB-DI 05/08/18 EH MONO BP
CADB-DI 30 EH TRI BP
CADT-DI 45/56 EH TRI BP

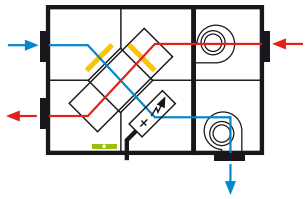

CADB-DI 05/08/18 GH MONO BP
CADB-DI 30 GH TRI BP
CADT-DI 45/56 GH TRI BP

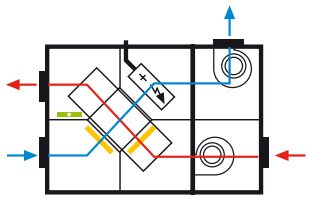

CADB-DI 05/08/18 AH MONO DP
CADB-DI 30 AH TRI DP
CADT-DI 45/56 AH TRI DP

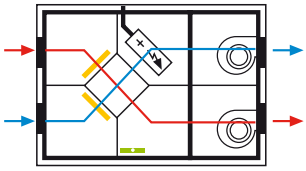

CADB-DI 05/08/18 DH MONO DP
CADB-DI 30 DH TRI DP
CADT-DI 45/56 DH TRI DP

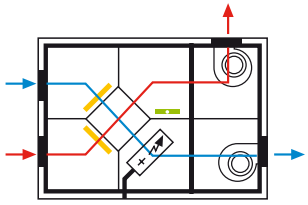

CADB-DI 05/08/18 EH MONO DP
CADB-DI 30 EH TRI DP
CADT-DI 45/56 EH TRI DP

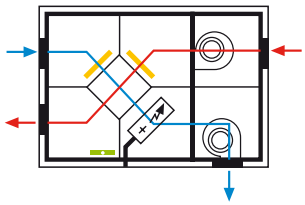

CADB-DI 05/08/18 GH MONO DP
CADB-DI 30 GH TRI DP
CADT-DI 45/56 GH TRI DP

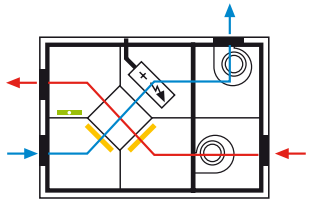

CADB-DI 05/08/18 AH MONO DP BP
CADB-DI 30 AH TRI DP BP
CADT-DI 45/56 AH TRI DP BP

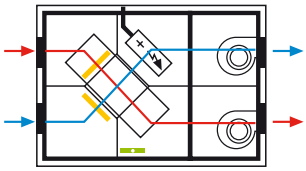

CADB-DI 05/08/18 DH MONO DP BP
CADB-DI 30 DH TRI DP BP
CADT-DI 45/56 DH TRI DP BP

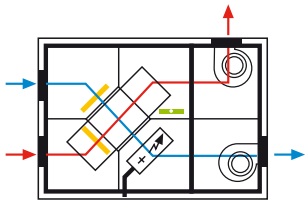

CADB-DI 05/08/18 EH MONO DP BP
CADB-DI 30 EH TRI DP BP
CADT-DI 45/56 EH TRI DP BP

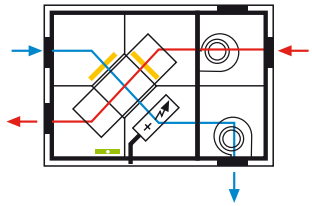

CADB-DI 05/08/18 GH MONO DP BP
CADB-DI 30 GH TRI DP BP
CADT-DI 45/56 GH TRI DP BP

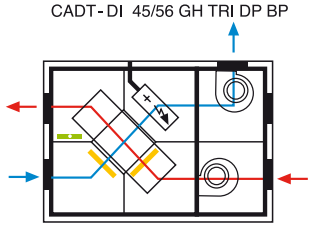

UPRIGHT

CADB-DI 05/08/18 AV MONO
CADB-DI 30 AV TRI
CADT-DI 45/56 AV TRI

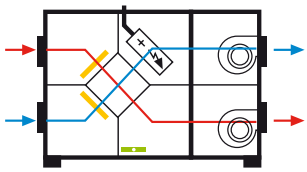

CADB-DI 05/08/18 CV MONO
CADB-DI 30 CV TRI
CADT-DI 45/56 CV TRI

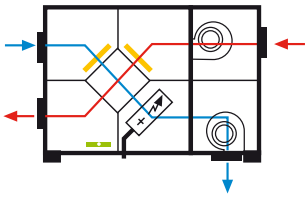

CADB-DI 05/08/18 EV MONO
CADB-DI 30 EV TRI
CADT-DI 45/56 EV TRI

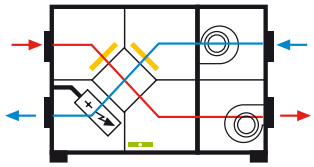

CADB-DI 05/08/18 AV MONO BP
CADB-DI 30 AV TRI BP
CADT-DI 45/56 AV TRI BP

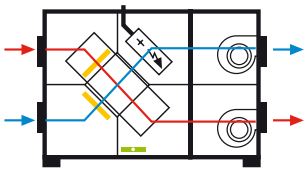

CADB-DI 05/08/18 CV MONO BP
CADB-DI 30 CV TRI BP
CADT-DI 45/56 CV TRI BP

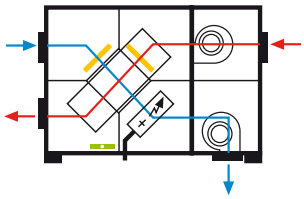

CADB-DI 05/08/18 EV MONO BP
CADB-DI 30 EV TRI BP
CADT-DI 45/56 EV TRI BP

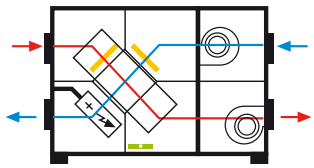

CADB-DI 05/08/18 AV MONO DP
CADB-DI 30 AV TRI DP
CADT-DI 45/56 AV TRI DP

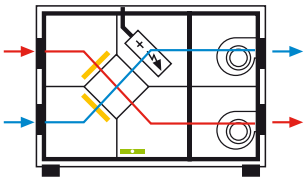

CADB-DI 05/08/18 CV MONO DP
CADB-DI 30 CV TRI DP
CADT-DI 45/56 CV TRI DP

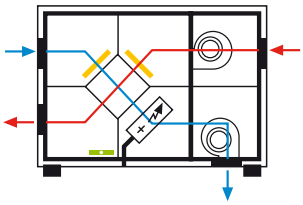

CADB-DI 05/08/18 EV MONO DP
CADB-DI 30 EV TRI DP
CADT-DI 45/56 EV TRI DP

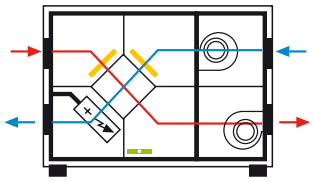

CADB-DI 05/08/18 AV MONO DP BP
CADB-DI 30 AV TRI DP BP
CADT-DI 45/56 AV TRI DP BP

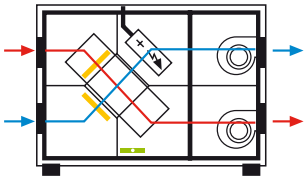

CADB-DI 05/08/18 CV MONO DP BP
CADB-DI 30 CV TRI DP BP
CADT-DI 45/56 CV TRI DP BP

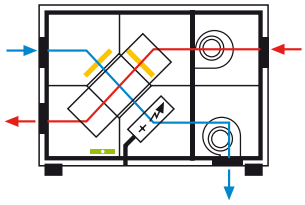

CADB-DI 05/08/18 EV MONO DP BP
CADB-DI 30 EV TRI DP BP
CADT-DI 45/56 EV TRI DP BP

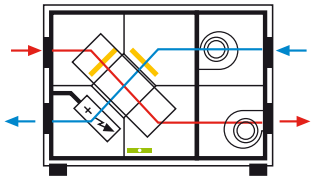

CADB-DC

HORIZONTAL

CADB-DC 05/08/18/30 AH
CADT-DC 45/56 AH

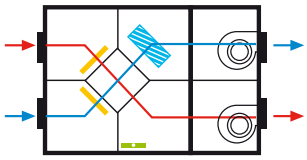

CADB-DC 05/08/18/30 DH
CADT-DC 45/56 DH

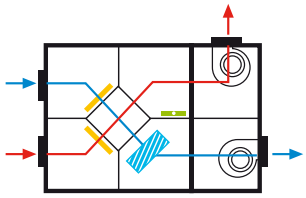

CADB-DC 05/08/18/30 EH
CADT-DC 45/56 EH

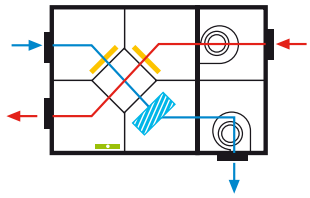

CADB-DC 05/08/18/30 GH
CADT-DC 45/56 GH

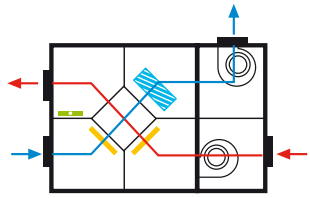

CADB-DC 05/08/18/30 AH BP
CADT-DC 45/56 AH BP

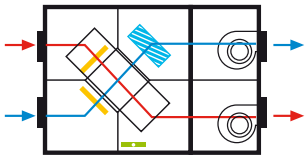

CADB-DC 05/08/18/30 DH BP
CADT-DC 45/56 DH P

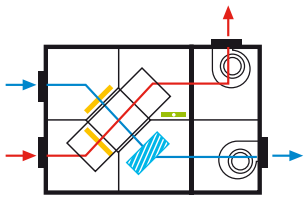

CADB-DC 05/08/18/30 EH BP
CADT-DC 45/56 EH BP

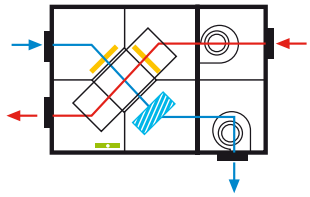

CADB-DC 05/08/18/30 GH BP
CADT-DC 45/56 GH BP

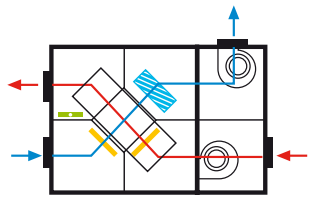

CADB-DC 05/08/18/30 AH DP
CADT-DC 45/56 AH DP

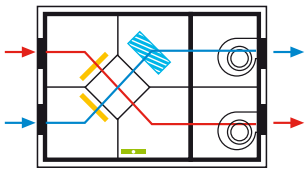

CADB-DC 05/08/18/30 DH DP
CADT-DC 45/56 DH DP

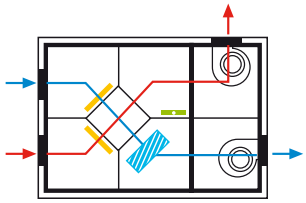

CADB-DC 05/08/18/30 EH DP
CADT-DC 45/56 EH DP

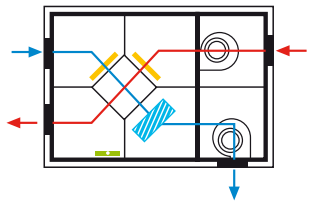

CADB-DC 05/08/18/30 GH DP
CADT-DC 45/56 GH DP

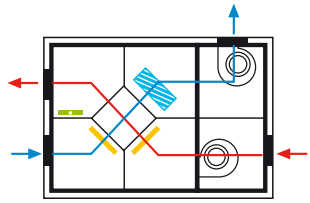

CADB-DC 05/08/18/30 AH DP BP
CADT-DC 45/56 AH DP BP

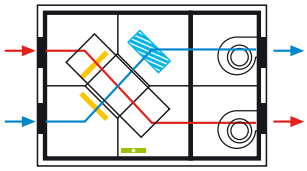

CADB-DC 05/08/18/30 DH DP BP
CADT-DC 45/56 DH DP BP

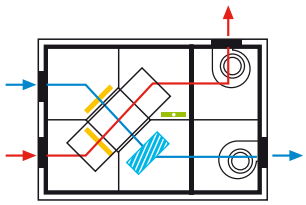

CADB-DC 05/08/18/30 EH DP BP
CADT- DC 45/56 EH DP BP

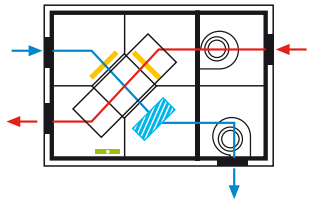

CADB-DC 05/08/18/30 GH DP BP
CADT-DC 45/56 GH DP BP

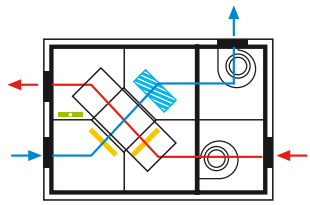

UPRIGHT

CADB-DC 05/08/18/30 AV
CADT-DC 45/56 AV

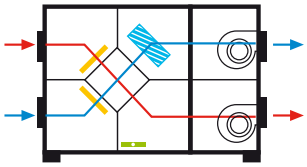

CADB-DC 05/08/18/30 CV
CADT-DC 45/56 CV

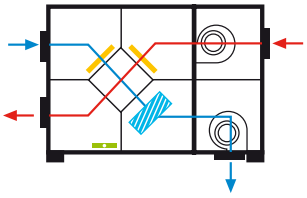

CADB-DC 05/08/18/30 EV
CADT-DC 45/56 EV

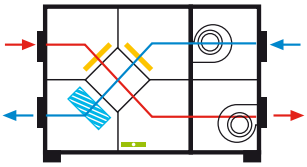

CADB-DC 05/08/18/30 AV BP
CADT-DC 45/56 AV BP

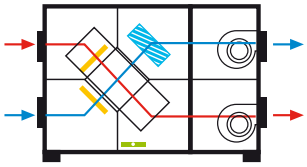

CADB-DC 05/08/18/30 CV BP
CADT-DC 45/56 CV BP

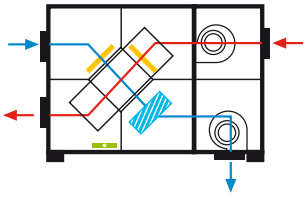

CADB-DC 05/08/18/30 EV BP
CADT-DC 45/56 EV BP

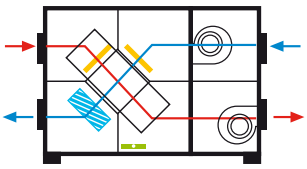

CADB-DC 05/08/18/30 AV DP
CADT-DC 45/56 AV DP

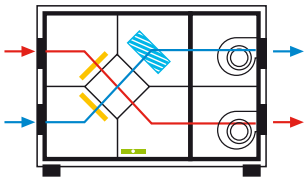

CADB-DC 05/08/18/30 CV DP
CADT-DC 45/56 CV DP

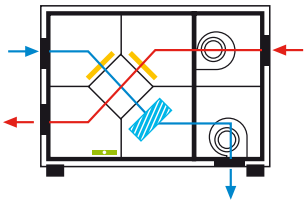

CADB-DC 05/08/18/30 EV DP
CADT-DC 45/56 EV DP

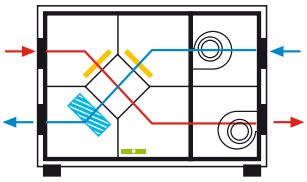

CADB-DC 05/08/18/30 AV DP BP
CADT-DC 45/56 AV DP BP

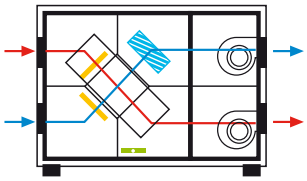

CADB-DC 05/08/18/30 CV DP BP
CADT-DC 45/56 CV DP BP

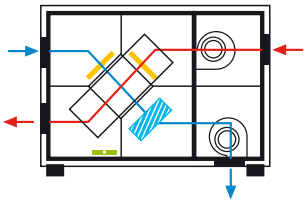

CADB-DC 05/08/18/30 EV DP BP
CADT-DC 45/56 EV DP BP

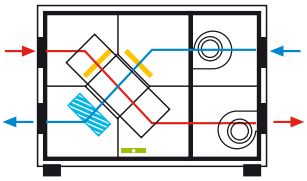

Dimensions (mm)

CADB-D

Upright

Horizontal

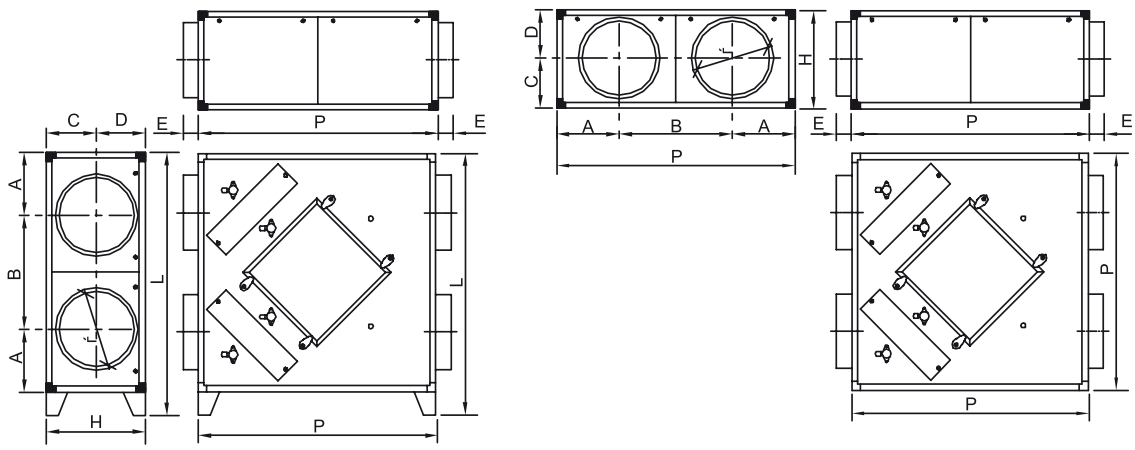

Model	Ø	L	H	P	A	B	C	D	E
CADB-D 05	200	700	310	600	150	280	165	145	50
CADB-D 08	250	900	330	800	210	380	168	162	50
CADB-D 18	315	1100	500	1000	260	480	298,5	201,5	50
CADB-D 30	355	1350	600	1250	322,5	605	345	255	50

CADT-D

Upright

Horizontal

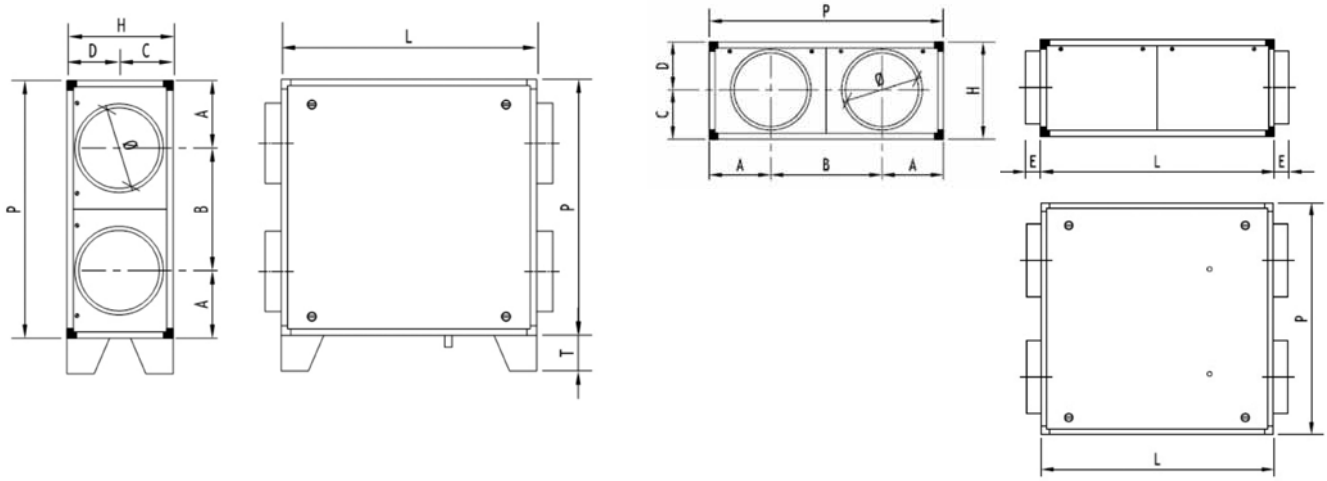

Model	Ø	L	H	P	A	B	C	D	E
CADT-D 45	450	1300	820	1200	300	600	365	455	50
CADT-D 56	450	1300	820	1200	300	600	365	455	50

CADB-DI/DC

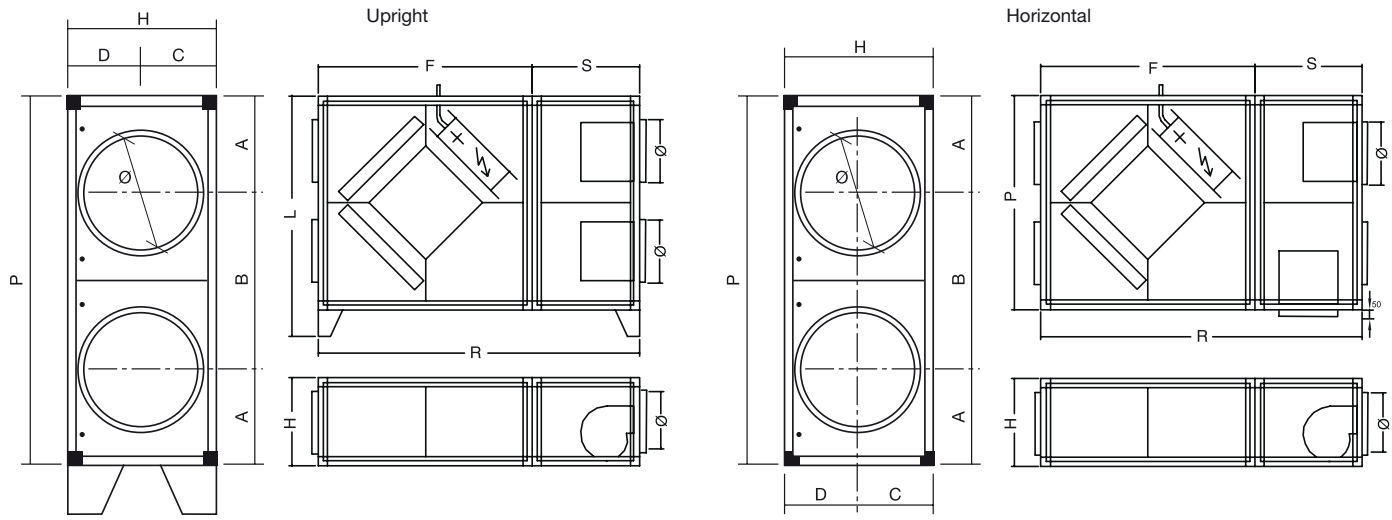

Model	Ø	L	H	P	R	F	S	A	B	C	D	E
CADB-DI/DC 05	200	700	310	600	920	600	320	150	280	165	145	50
CADB-DI/DC 08	250	900	330	800	1220	800	420	210	380	168	162	50
CADB-DI/DC 18	315	1100	500	1000	1520	1000	520	260	480	298,5	201,5	50
CADB-DI/DC 30	355	1350	600	1250	1895	1250	645	322,5	605	345	255	50
CADT-DI/DC 45	450	1300	820	1200	1550	1300	250	300	600	365	455	50
CADT-DI/DC 56	450	1300	820	1200	1550	1300	250	300	600	365	455	50

With Bypass (factory installed)

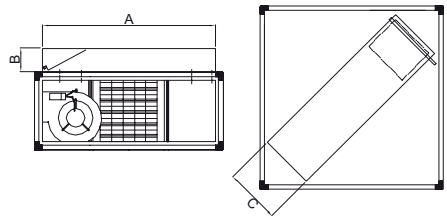

Model	A	B	C
CADB-D/DI 05 HBP/VBP	550	100	180
CADB-D/DI 08 HBP/VBP	800	150	200
CADB-D/DI 18 HBP/VBP	950	200	320
CADB-D/DI 30 HBP/VBP	1280	250	360

The Bypass is operated by a servomotor, and it is remote controlled with a manual switch.

Performance curves

- Qv = Volume in m^3/h and in m^3/s.
- Pe = Static pressure in mmwg and Pa
- Pabs = Power absorbed at the maximum velocity (W).
- Normal dry air at 20°C and 760 mmHg
- Testing performed in accordance with UNE 100-212-89 BS 848, Part 1; AMCA 210-85 and ASHRAE 51-1985 Standards.

Additional pressure drop
Resistances: All 10 Pa models.
Batteries: 05 16Pa Range, 08 13 Pa Range, 18 31 Pa Range, 30 27 Pa Range, 45 60 Pa Range, 56 100 Pa Range.

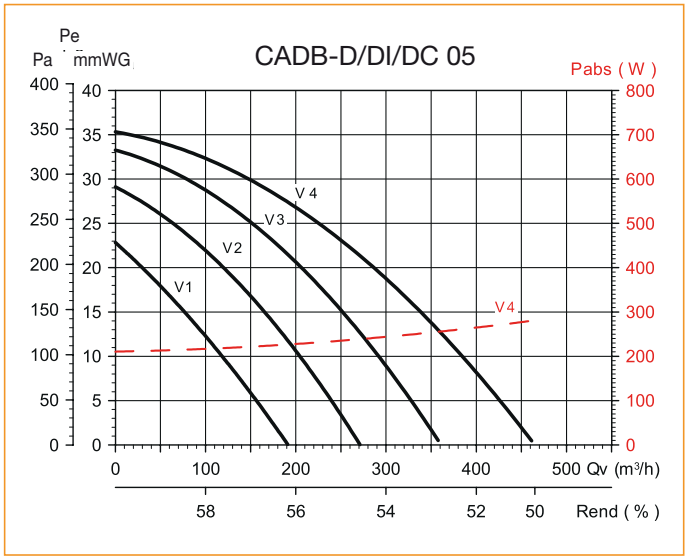

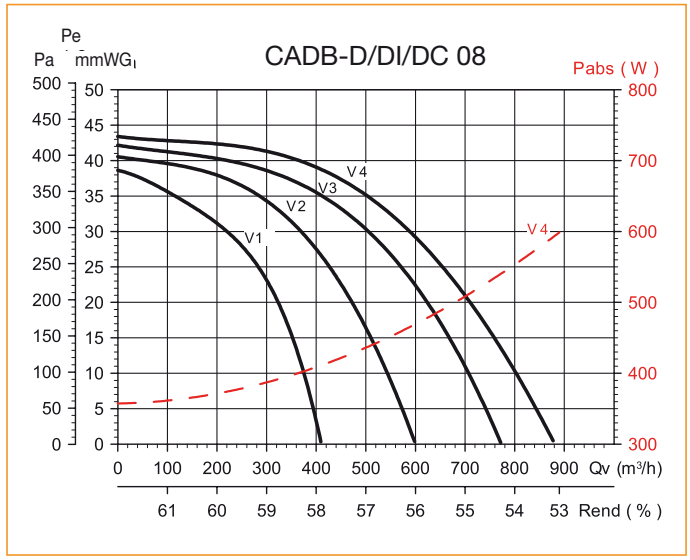

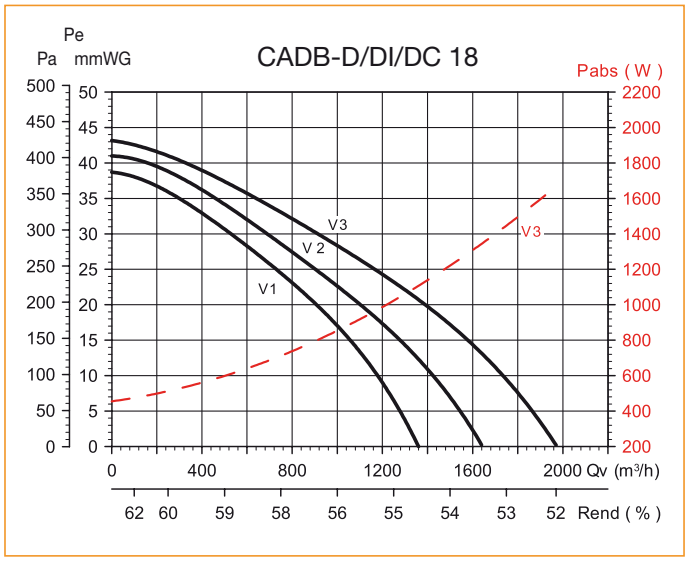

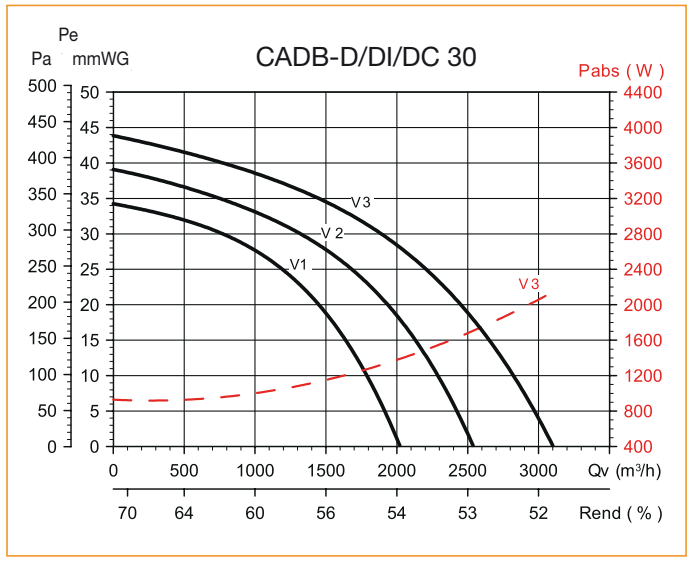

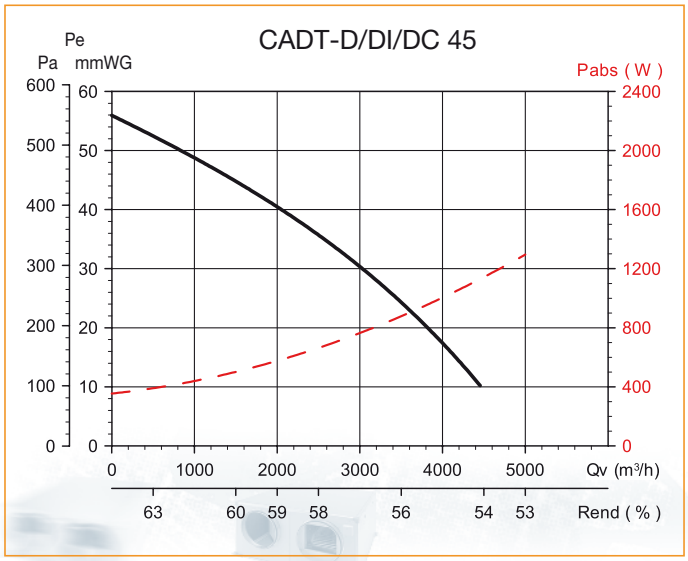

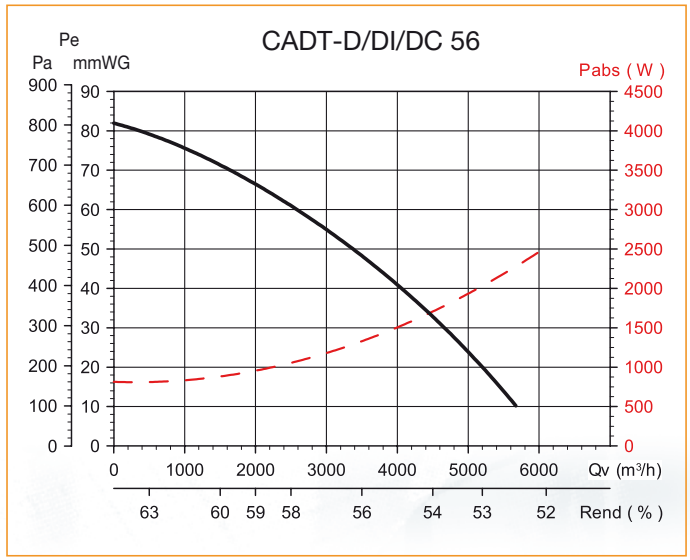

Acoustical Characteristics

Sound pressure dB(A) a 1.5 m distance.

Model	Radiated				Transmitted by duct			
Speed	**1º**	**2º**	**3º**	**4º**	**1º**	**2º**	**3º**	**4º**
CADB-D/DI/DC 05	19	25	30	36	33	41	47	53
CADB-D/DI/DC 08	30	36	39	43	45	52	57	59
CADB-D/DI/DC 18	46	48	48	-	57	59	61	-
CADB-D/DI/DC 30	49	50	52	-	59	61	63	-
CADT-D/DI/DC 45	-	-	-	46	-	-	-	56
CADT-D/DI/DC 56	-	-	-	54	-	-	-	64

Versatile assembly

The design of these heat recovery units makes it possible for the user to configure them on site. All side panels are interchangeable, which makes it possible to directly position the intake and outtake connections on site depending on the specific requirements.

All side panels are interchangeable

Mounting accessories

AFR
Spare filter

Model	Spare filter
CADB-D/DI/DC 05	AFR-D/DI/DC 05
CADB-D/DI/DC 08	AFR-D/DI/DC 08
CADB-D/DI/DC 18	AFR-D/DI/DC 18
CADB-D/DI/DC 30	AFR-D/DI/DC 30
CADT-D/DI/DC 45	AFR-D/DI/DC 45/56
CADT-D/DI/DC 56	AFR-D/DI/DC 45/56



MSO
Flexible coupling

Model	Flexible coupling
CADB-D/DI/DC 05	MSO-200
CADB-D/DI/DC 08	MSO-250
CADB-D/DI/DC 18	MSO-315
CADB-D/DI/DC 30	MSO-355
CADT-D/DI/DC 45	MSO-450
CADT-D/DI/DC 56	MSO-450

APC
Inlet/discharge protection guards

Model	Outtake screen
CADB-D/DI/DC 05	APC-200
CADB-D/DI/DC 08	APC-250
CADB-D/DI/DC 18	APC-315
CADB-D/DI/DC 30	APC-355
CADT-D/DI/DC 45	APC-450
CADT-D/DI/DC 56	APC-450

COM3 / COM4
3 and 4 speed switch

Model	Switch
CADB-D/DI/DC 05	COM4
CADB-D/DI/DC 08	COM4
CADB-D/DI/DC 18	COM3
CADB-D/DI/DC 30	COM3

SIL
Sound attenuators to mount at the inlet and/or discharge of the heat recovery units

Model	Attenuator
CADB-D/DI/DC 05	SIL 200
CADB-D/DI/DC 08	SIL 250
CADB-D/DI/DC 18	SIL 315
CADB-D/DI/DC 30	SIL 355
CADT-D/DI/DC 45	SIL 450
CADT-D/DI/DC 56	SIL 450

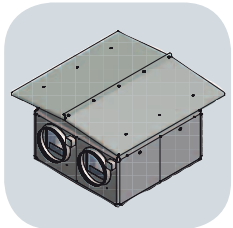

TPP
External rain protection canopy

TPP D-H
TPP D-V

Model	Rain Cap
CADB-D 05 H	TPP D-H 05
CADB-D 08 H	TPP D-H 08
CADB-D 18 H	TPP D-H 18
CADB-D 30 H	TPP D-H 30
CADT-D 45 H	TPP D-H 45/56
CADT-D 56 H	TPP D-H 45/56

Model	Rain Cap
CADB-D 05 V	TPP D-V 05
CADB-D 08 V	TPP D-V 08
CADB-D 18 V	TPP D-V 18
CADB-D 30 V	TPP D-V 30
CADT-D 45 V	TPP D-V 45/56
CADT-D 56 V	TPP D-V 45/56

TPP DI/DC-H
TPP DI/DC-V

Model	Rain Cap
CADB-DI/DC 05 H	TPP DI/DC-H 05
CADB-DI/DC 08 H	TPP DI/DC-H 08
CADB-DI/DC 18 H	TPP DI/DC-H 18
CADB-DI/DC 30 H	TPP DI/DC-H 30
CADT-DI/DC 45 H	TPP DI/DC-H 45/56
CADT-DI/DC 56 H	TPP DI/DC-H 45/56

Model	Rain Cap
CADB-DI/DC 05 V	TPP DI/DC-V 05
CADB-DI/DC 08 V	TPP DI/DC-V 08
CADB-DI/DC 18 V	TPP DI/DC-V 18
CADB-DI/DC 30 V	TPP DI/DC-V 30
CADT-DI/DC 45 V	TPP DI/DC-V 45/56
CADT-DI/DC 56 V	TPP DI/DC-V 45/56

TTP D/DI/DC BP
To heat recovery horizontal with By Pass

Model	Rain Cap
CADB-D 05 H BP	TPP D-H 05 BP
CADB-D 08 H BP	TPP D-H 08 BP
CADB-D 18 H BP	TPP D-H 18 BP
CADB-D 30 H BP	TPP-D-H 30 BP
CADB-DI/DC 05 H BP	TPP-DI/DC-H 05 BP
CADB-DI/DC 08 H BP	TPP-DI/DC-H 08 BP
CADB-DI/DC 18 H BP	TPP-DI/DC-H 18 BP
CADB-DI/DC 30 H BP	TPP-DI/DC-H 30 BP

Versions CADB-D 05 H to 30 H
with By Pass

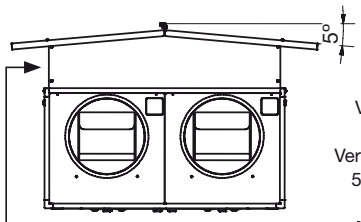

Versions CADB-D 05 H to 30 H
without By Pass
Versions CADB-D 05 H to 45 H and
56 H with and without By Pass

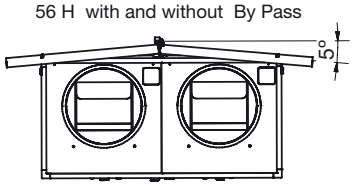

External rain protection canopy
incorporates 4 side panels

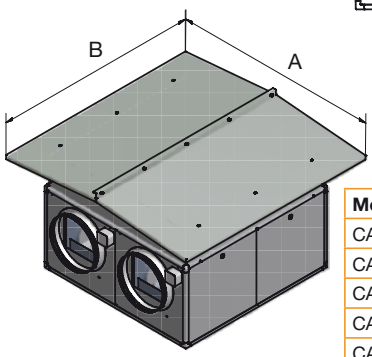

Model	A	B
CADB-D 05 H	770	770
CADB-D 08 H	980	980
CADB-D 18 H	1270	1270
CADB-D 30 H	1570	1570
CADB-D 45 H	1630	1730
CADB-D 56 H	1630	1730

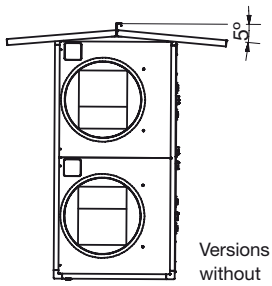

Versions CADB-D V with and
without By Pass

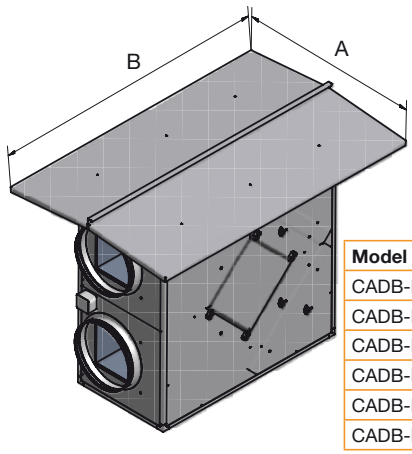

Model	A	B
CADB-D 05 V	610	900
CADB-D 08 V	640	1110
CADB-D 18 V	900	1400
CADB-D 30 V	1100	1750
CADB-D 45 V	1230	1710
CADB-D 56 V	1230	1710

Versions CADB-DI/DC 05 H to 30 H
with By Pass

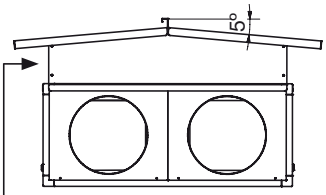

Versions CADB-DI/DC 05 H to 30 H
without By Pass
Versions CADB-DI/DC 45 H and 56
H with and without By Pass

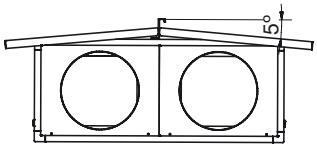

External rain protection canopy
incorporates 4 side panels

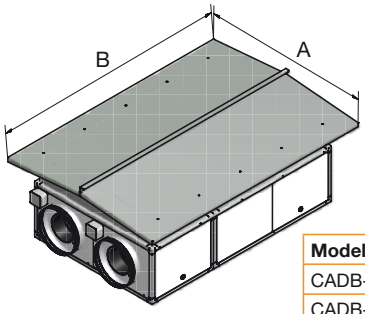

Model	A	B
CADB-DI/DC 05 H	770	1090
CADB-DI/DC 08 H	980	1400
CADB-DI/DC 18 H	1270	1790
CADB-DI/DC 30 H	1570	2215
CADB-DI/DC 45 H	1630	1980
CADB-DI/DC 56 H	1630	1980

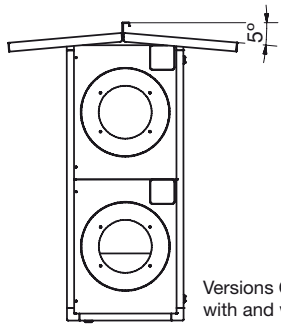

Versions CADB-DI/DC V
with and without By Pass

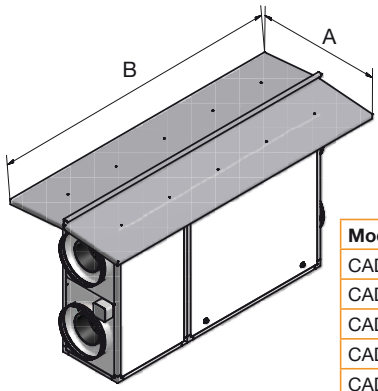

Model	A	B
CADB-DI/DC 05 V	610	1220
CADB-DI/DC 08 V	640	1530
CADB-DI/DC 18 V	900	1920
CADB-DI/DC 30 V	1100	2395
CADB-DI/DC 45 V	1230	1960
CADB-DI/DC 56 V	1230	1960

Room and supply air temperature control

Built-in electric heater				Air ambient temperature control				Supply air temperature control	Optional		
				Controller in room		Controller within cabinet (Din-rail)					
Type	Supply	Powe (Kw)	Number of stage	Electric controller	Controller with Min/Max limiting sensor	Adjust. room sensor 0/30ºC	Electric controller	Duct sensor 0/30ºC	Duct sensor to limit supply air temperature 0/0ºC	External potentiometer on cabinet	Timer
CADB-DI 05	Mono 230V	2	1	PULSER	PULSER M	TG-R430	PULSER D	TG-K330	TG-K360	TBI-30	MCR-1
CADB-DI 08	Mono 230V	4	1	PULSER + P.ADD*	PULSER M + P.ADD*	TG-R430	PULSER D + P.ADD*	TG-K330	TG-K360	TBI-30	MCR-1
CADB-DI 18	Mono 230V	6	1	PULSER + P.ADD*	PULSER M + P.ADD*	TG-R430	PULSER D + P.ADD*	TG-K330	TG-K360	TBI-30	MCR-1
CADB-DI 30	Tri 400V	8	2	-	-	TG-R430	TTC-25	TG-K330	TG-K360	TBI-30	MCR-1
CADT-DI 45	Tri 400V	12	2	-	-	TG-R430	TTC-25	TG-K330	TG-K360	TBI-30	MCR-1
CADT-DI 56	Tri 400V	12	2	-	-	TG-R430	TTC-25	TG-K330	TG-K360	TBI-30	MCR-1

* Air temperature control

Installation with external electric heater				Electric heater type	Defrosting operation control (Heat exchanger protection)			Supply air temperature control		
Type	Supply	Diameter (mm)	Powe (Kw)		Electric heater	Duct sensor -20/10º C	External potentiometer -20/30º C	Electric controller	Duct sensor 0/30ºC	External potentiometer 0/30º C
CADB-D 05	Mono 230V	200	2	BATE 200-2 mono	PULSER D	TG-K310	TBI-10	PULSER D	TG-K330	TBI-30
CADB-D 08	Mono 230V	250	3	BATE 250-3 mono	PULSER D	TG-K310	TBI-10	PULSER D	TG-K330	TBI-30
CADB-D 18	Mono 230V	315	4	BATE 315-4 mono	PULSER D + P.ADD	TG-K310	TBI-10	PULSER D + P.ADD	TG-K330	TBI-30
CADB-D 30	Tri 400V	355	7,5	BATE 355-7,5 tri	TTC-25	TG-K310	TBI-10	TTC 25	TG-K330	TBI-30
CADT-D 45	Tri 400V	450	7,5	BATE 450-7,5 tri	TTC-25	TG-K310	TBI-10	TTC 25	TG-K330	TBI-30
CADT-D 56	Tri 400V	450	7,5	BATE 450-7,5 tri	TTC-25	TG-K310	TBI-10	TTC 25	TG-K330	TBI-30

Electrical accessories: Electric heater batteries

The heater battery operation must be enslaving to the fan operation. The installation must include a pressure switch to switch off the electric heater battery supplies in case of fan failure.



ABE
Electric heater batteries
Operations
- Defrosting operation: To heat the outside fresh air before going through the heat recovery unit to avoid frost accumulation and sealing of the heat exchanger
- Post heating operation: To increase the temperature of the supply air, after the heat exchanger.

Model	Battery	Minimum flow (m^3/h)	Power (W)
CADB-D/DI/DC 05	ABE 200/2M	230	2000
CABD-D/DI/DC 08	ABE 250/3M	355	3000
CABD-D/DI/DC 18	ABE 315/4M	560	4000
CABD-D/DI/DC 30	ABE 355/7,5T	715	7500

Electrical heater battery accessories
To control the electric heater batteries.

PULSER
Electric controller to regulate the heat output for single phase or two phase (200-415V) electric heater battery up to 16A, in order to maintain a constant pre-selected temperature. Depending on the selected temperature, the controller pulses the entire power output and uses a time-proportional control to maintain that temperature. The PULSER incorporates a built-in room temperature sensor with an input for external sensor (Maximum heater power 3600W-16A-230V).

PULSER-ADD
Supplementary unit for slave control from another PULSER to control batteries with power ratings superior to the PULSER capacity (3600W -16A- 230V).

PULSER M
Electronic controller similar to the PULSER, incorporating in addition, input for an external duct sensor to control minimum or maximum temperature limitations. (Maximum heater power 3600W-16A-230V).

PULSER D
Electronic controller to regulate the heat output for single phase or two phase (200-415V) electric heater battery up to 16A, in order to maintain a constant pre-selected temperature. Depending on the selected temperature, the controller pulses the entire power output and uses a time-proportional control to maintain that temperature. The PULSER D is designed to be fitted in a cabinet on DIN-rail (Maximum heater power 3600W -16A-230V).

TBI-30
Potentiometer mounted on the main board panel for setting temperature between 0 and +30ºC. Used with the Pulser and with a TGK-330 duct sensor to set the air temperature after the electric battery in post heating operation.

TTC-25
Electronic controller to regulate the heat output for three phase electric heater battery up to 25A, in order to maintain a constant pre-selected temperature. Depending on the selected temperature, the controller pulses the entire power output and uses a time-proportional control to maintain that temperature. The TTC-25 is designed to be fitted in a cabinet on DIN-rail (Maximum heater power 3600W -16A-230V).

TG-R430
Room sensor with set point adjustment between 0 and +30ºC. Used with the PULSER D or the TTC 25 mounted within cabinet, to measure the room temperature to control.

TBI-10
Potentiometer mounted on the main board panel for setting temperature between -20 and +10ºC. Used with the Pulser and a TGK-310 duct sensor to set the minimum air temperature before entering in the heat exchanger.

MCR-1
Timer with set point between 1 sec and 100 h. Used in an electric heating system to delay the fan switch off after disconnecting the system.

Electrical accessories: Electric heater batteries

PRESSURE SWITCH DPS 2-30
Differential pressure switch to control the fan running and the filter clogging up. Working pressure range from 20 to 300 Pa.

SQA
Automatically switches the fan on when the quality of the ambient air deteriorates below an acceptable level due to fumes, odours, tobacco, smoke or dampness etc…
Adjustable run-on-timer facility which enables the fan to operate for a pre-selected time period after the air quality sensor has switched off.
Important: this sensor must not be used to detect combustible gases or fires ans in connection with any safety alarm systems.

IP protection	Class	Maximum current (A)	Operating temperature	Timer adjustment
IP21	II (⧈)	2*	0-50ºC	1-25 min.

* For inductive loads

TG-K310, TG-K330 and TG-K360
Duct temperature sensor.
Temperature range:
TG-K310 from -20 to 10ºC
TG-K330 from 0 to 30ºC
TG-K360 from 0 to 60ºC